


MATERIALS:

- An old colourful skirt
- A green jumper
- Colouring pens
- Old headband
- Some old foil/shiny material
- Plain paper
- Scissors
- Images of butterflies (from this worksheet!)

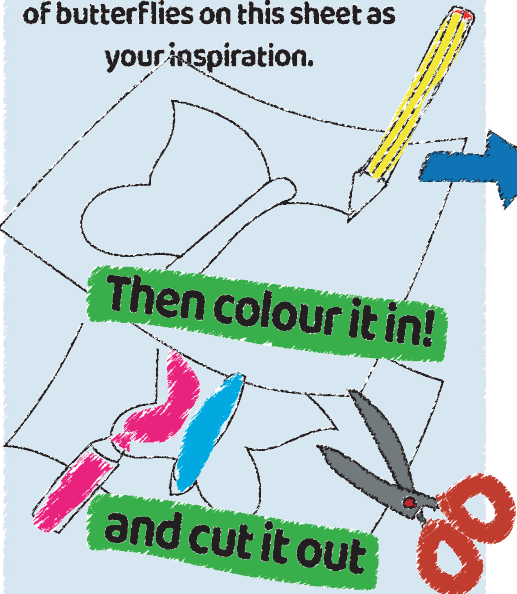


Wendy's Party Design!



STEP 1:

Design your butterfly wing shapes and draw them on plain paper. You can use Wendy's design and images of butterflies on this sheet as your inspiration.



STEP 2:

Carefully stick your butterfly to the front of your green jumper!



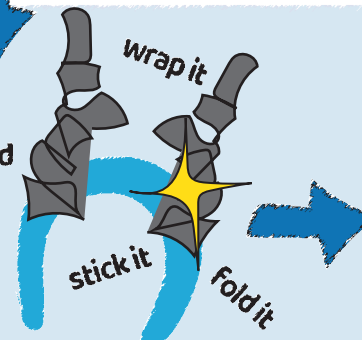
STEP 3:

Draw some more butterfly designs and stick them onto your old colourful skirt



STEP 4:

Decorate your head band to make antennae using anything sparkly you can find from your recycling that is clean. You could use foil or tinsel!



Ta daaaaadaa!!!!
You can also tie your hair back for extra effect!

